

YASODHARA RURAL MUNICIPALITY

KAPILVASTU, PROVINCE - 5

HEALTH SECTOR FACT SHEET

“शान्ति सुरक्षा र समावेशी यशोधरा गाउँपालिकाको आर्थिक समाजिक वृद्धि”

Yasodhara Rural Municipality Profile

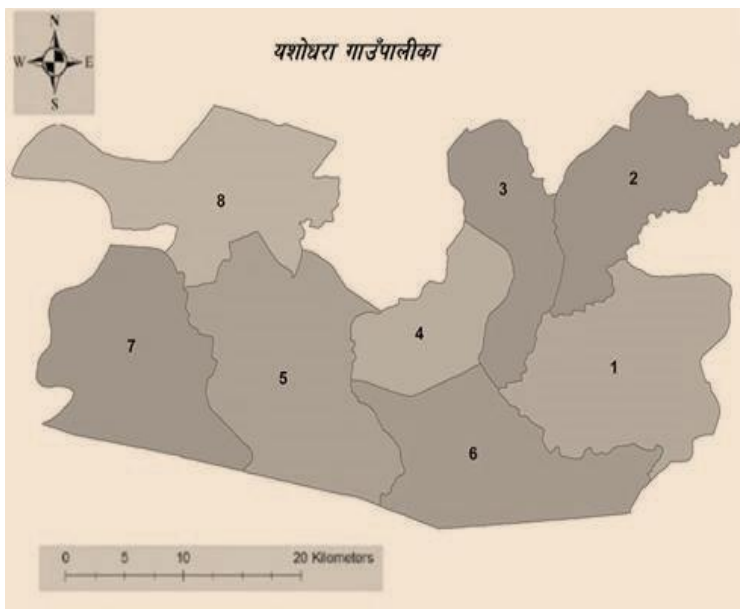
Population	Male 38952	Female 19694	Total 58646
No. of wards	8		
Area	67.56 sq.km.		
Language	Awadhi 100%		
Ethnicity	Dalit 24% , Janjati 3% , Madheshi 39% , Muslim 28% Brahman/Chhetri 3% & Others 3%		
Poverty rate¹	Kapilvastu 35.5% National 23.48%		
Transportation	Municipality office connected with a district road Public transports such as jeep and tempo available during certain time break All wards have a gravel road		
Literacy rate²	Kapilvastu: 55% can read and write		
Number of Schools	41 schools (including community and private)		
Total Health Facilities	8 Health Posts		
Total FCHV	106		
Population % under Health Insurance	Lack of data		

Source: CBS2011; *Annual report 2074/74 social health security Scheme
\$District Data CBS 2011

Demographic Profile

Sub groups	2074/75
Population under 1 year	912
Population under 5 years	4907
Women of Reproductive age (15-49 years)	11771
Married women of Reproductive age (15-49) years	8922
Total expected live Births	941
Total Expected Pregnancies	1110
Adolescent (10-19 years)	8731
Number of targeted Children for Nutrition (0-23 Month)	1932
Nutrition (12-59 Month)	3995








Source: Health Management Information System (HMIS), 2018/19










Key initiatives

- Mother's group meeting strengthening program in ward no 1.
- Established birthing center in ward no 2 and 5.
- Established laboratory services at health post of ward no 5.
- Ambulance services
- Cash incentive of Rs 1000 is provided to promote the use of ANC services, institutional delivery, post delivery service and immunisation and growth monitoring ward no 5 from ward level budget.
- Population census was conducted to developed actual population profile of Yasodhara RM.
- CCTV installed at municipal level.



Key Health Indicators



Maternal Health			
Total No. of Abortion cases		2073/74	2074/75
	Municipality	0	0
	District	2713	2994
	Province	17593	18463
	National	96380	98640
% of pregnant women Antenatal Care visit-4, as per protocol		2073/74	2074/75
	Municipality	24.6	37.2
	District	53.9	58.6
	Province	57.9	61.2
	National	52.8	49.8
Institutional Delivery		2073/74	2074/75
	Municipality	0	3
	District	31.4	37.7
	Province	69.3	75.2
	National	54.6	54.2
% of women who had Postnatal Care -3 as per protocol		2073/74	2074/75
	Municipality	2.5	1.9
	District	14.2	10.7
	Province	25	21.7
	National	19.1	15.5
Contraceptive Prevalence Rate		2073/74	2074/75
	Municipality	13.1	13.9
	District	26.4	24.4
	Province	27.3	24.8
	National	21.3	18.4
% of pregnant women who received TD2 and TD2+		2073/74	2074/75
	Municipality	103.2	101.6
	District	112	109.6
	Province	83.3	83.4
	National	75.8	73.4
Percentage of newborns with low birth weight (<2.5kg)		2073/74	2074/75
	Municipality	5.3	21.4
	District	9.4	12.5
	Province	13.3	14.3
	National	11.3	11.9

Child Health			
% of children <1 year immunized with BCG		2073/74	2074/75
	Municipality	107.7	117.2
	District	XX	XX
	Province	XX	XX
	National	XX	XX
% of children <1 year immunized with DPT, HB, HiB-3		2073/74	2074/75
	Municipality	99.4	109.5
	District	94.6	96.6
	Province	87.3	87
	National	86.5	81.8
Measles Rubella		2073/74	2074/75
	Municipality	56.9	81.2
	District	54.4	79.9
	Province	67.3	79.2
	National	57	66.2
% of Children Fully Immunised as per NIP schedule		2073/74	2074/75
	Municipality	86.2	103.6
	District	71.7	81.4
	Province	72.9	73.5
	National	73.1	70
Number of Neonatal Deaths		2073/74	2074/75
	Municipality	0	4
	District	37	61
	Province	336	626
	National	1695	2190
Incidence of ARI per children under 5 years (per 1000 Children)		2073/74	2074/75
	Municipality	362	413
	District	297	330
	Province	576	560
	National	612	587
Incidence rate of Diarrhoea under 5 Children (per 1000 Children)		2073/74	2074/75
	Municipality	613.3	628.2
	District	338.7	379.1
	Province	410.9	403
	National	400.2	385.3

Source: Health Management Information System, 2017/18

Key Service Delivery Indicators

% of OPD New Visits among total population	2073/74		2074/75		
	M	F	M	F	
	Municipality	13437	15627	15159	19157
	District				
	Province				
	National				
% of pregnant women received a 180-day supply of Iron/Folic Acid	2073/74		2074/75		
	Municipality	48	35.4		
	District		51.8	50.1	
	Province		57.5	56.7	
	National		44.3	45	

No. of new TB cases registered	2073/74		2074/75		
		Municipality	39	59	
District			579	682	
Province			5573	5772	
National			25934	25875	
Children 0-23 years registered for Growth Monitoring	2073/74		2074/75		
	Municipality	141.7	82.2		
	District		116.5	92.7	
	Province		79.2	79.1	
	National		69.1	69.9	

Source: Health Management Information System, 2017/18

Top Ten Diseases-Profile

Diseases	OPD cases [2074/75]
Ear Infection- Conjunctivitis	
Injuries-PUO	
Headache	
Pelvic Inflammatory Disease (PID)	
Pharyngitis/Sore Throat	
Acute suppurative Otitis Media	
Orthopedic Problems	
Chronic Otitis Media	
Cardiovascular & Respiratory Problems	
Total	

Financial Resources

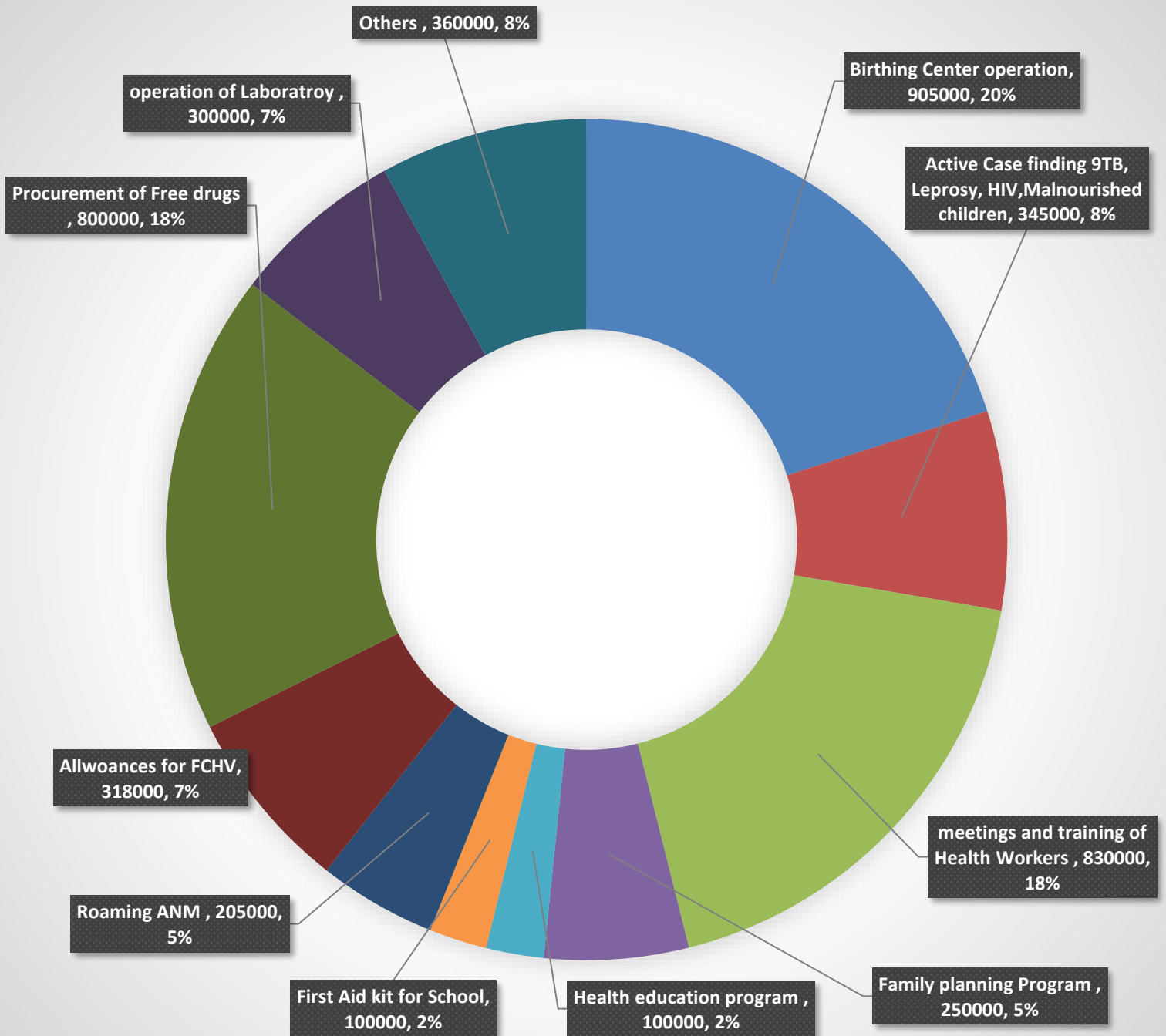
Health Facility	MSS Section	Score	Health Facility	MSS Section	Score
Titirkha	Governance	55	Baidauli	Governance	79.26
	Clinical Service	35.88		Clinical Service	60
	Support Service	14.89		Support Service	52.12
Gauri	Governance	63.41	Rangpur	Governance	42.5
	Clinical Service	45.6		Clinical Service	45.45
	Support Service	39.36		Support Service	21.27
Basantpur	Governance	40	Somdih	Governance	47.5
	Clinical Service	34.92		Clinical Service	48.80
	Support Service	9.57		Support Service	10.63
Parsohiya	Governance	65	Sikhhor	Governance	45
	Clinical Service	36.84		Clinical Service	29.66
	Support Service	17.02		Support Service	7.44
Overall score of Organizational Capacity Assessment score (2075/76)					

Financial Resources

Grant allocation from Federal Government	2074/75	2075/76	2076/77
Federal Grant (Conditional)	82692000	101400000	
Federal Grant (Equalization)	272,944,000	120800000	
Provincial Grant (Conditional)	0	9600000	
Provincial Grant (Equalization)	0	4558000	
Palika Internal Source (Revenue Collection)	2579897.38	2000000	
Revenue Transfer (Federal Gov)	0	76653000	
Revenue Transfer (Provincial Gov)	0	5370000	
Remaining budget of FY 2074/75	0	1778398.41	
Total	358215897.38	322159398.41	
Budget for Health Services			
Conditional budget for Health	22117000	25009000	
Palika allocated budget for Health	2265000	4513000	

Source: Yasodhara Rural Municipality Annual Budget, Programme and policy Report

Health Budget allocated by Local Government NPR 4513000



- Birthing Center operation
- Active Case finding 9TB, Leprosy, HIV, Malnourished children
- meetings and training of Health Workers
- Family planning Program
- Health education program
- First Aid kit for School
- Roaming ANM
- Allwoances for FCHV
- Procurement of Free drugs
- operation of Laboratroy
- Others

For Further Information

Contact: Yasodhara Rural Municipality, Kapilbastu, Province-5, Nepal.
Email: info@yasodharamun.gov.np; ito.yasodharamun@gmail.com